

Our Data. Your Community. Ignite change with



Stop spending hours searching for high quality secondary data. SparkMap sources, cleans, and aggregates the data you need, so you can focus more time on community improvement. Visit [www.sparkmap.org](http://www.sparkmap.org) to get started!

## SparkMap Products

SparkMap products are for single users. Interested in multi-user data tools? Contact us at [sparkmap@Missouri.edu](mailto:sparkmap@Missouri.edu).

### Community Needs Assessment

- Create data reports for your service area
- Multi-county reports available for Intro, Pro, and Premium subscribers
- Custom area reports available for Premium subscribers
- ZIP code-level reports available for Premium Annual subscribers

### Map Room

- Integrate and share SparkMap's 28,000+ data layers
- Utilize a robust suite of tools, like data extraction and footprint tools
- Upload and map your own data with a Pro or Premium subscription

## SparkMap Subscription Levels and Pricing

Both the CNA and Map Room can be accessed for free. However, additional features are unlocked with a paid subscription.

Premium	Pro	Intro	Free
Create maximum impact with ZIP code-level data, data benchmarks, and custom area selection tools in the Community Needs Assessment.	Enhance your community impact with <b>double the data</b> in the Community Needs Assessment and <b>data upload tools</b> in the Map Room.	Compare and assess community strength and needs with <b>multi-county Community Needs Assessments</b> .	Find the data you need with <b>single-county Community Needs Assessments</b> and <b>unlimited maps</b> .
<b>\$ 4,999</b> per year or \$1,499 per 3 months	<b>\$ 999</b> per year or \$299 per 3 months	<b>\$ 179</b> per year or \$49 per 3 months	<b>\$ 0</b>
<b>Access everything from the Pro Subscription, plus:</b>	<b>Access everything from the Intro Subscription, plus:</b>	<b>Unrestricted access to the Map Room, plus:</b>	<b>Unrestricted access to the Map Room, plus:</b>
<ul style="list-style-type: none"><li>✓ 100+ additional Community Needs Assessment Indicators</li><li>✓ Custom area selection tools in the Community Needs Assessment</li><li>✓ Export Community Needs Assessment reports in Word and Excel</li><li>✓ ZIP code-level data for 100+ Community Needs Assessment Indicators (*requires annual subscription)</li></ul>	<ul style="list-style-type: none"><li>✓ 70+ additional Community Needs Assessment Indicators</li><li>✓ Ability to upload data into the Map Room</li><li>✓ One-on-one support with a SparkMap team member</li></ul>	<ul style="list-style-type: none"><li>✓ Multi-county Community Needs Assessments</li><li>✓ 80 Community Needs Assessment Indicators</li><li>✓ Share, download, save, and print Maps and Community Needs Assessment reports</li></ul>	<ul style="list-style-type: none"><li>✓ Single-county Community Needs Assessments</li><li>✓ 80 Community Needs Assessment Indicators</li><li>✓ Share, download, save, and print Maps and Community Needs Assessment reports</li></ul>





# SparkMap Data

SparkMap uses reliable and timely secondary data from over 100 sources, including the US Census Bureau, American Community Survey (ACS), Centers for Disease Control and Prevention (CDC), Department of Transportation, and more!

## Data in the Community Needs Assessment

Access benchmarked indicators – along with easy-to-follow data visualizations – with the Community Needs Assessment. Below, view SparkMap’s indicator categories, along with the number of indicators available by subscription level. (Higher subscription levels include indicators in lower levels.)



**Demographics**  
13 Free & Intro  
30 Pro  
31 Premium



**Income & Economics**  
8 Free & Intro  
28 Pro  
34 Premium



**Education**  
5 Free & Intro  
8 Pro  
15 Premium



**Housing & Family**  
5 Free & Intro  
18 Pro  
30 Premium



**Socio-Economics**  
10 Free & Intro  
10 Pro  
35 Premium



**Physical Environment**  
9 Free & Intro  
15 Pro  
35 Premium



**Clinical Care**  
3 Free & Intro  
5 Pro  
30 Premium



**Health Behaviors**  
8 Free & Intro  
8 Pro  
17 Premium



**Health Outcomes**  
19 Free & Intro  
19 Pro  
61 Premium




**Health Workforce**  
0 Free and Intro  
0 Pro  
14 Premium



4 COVID-19 indicators available at all subscription levels

## Data in the Map Room

Access our 28,000+ map layers at the click of a button! The Map Room holds up-to-date secondary data, alongside data from past years, enabling easy examinations of changes and trends over time.



# SparkMap's Community Needs Assessment

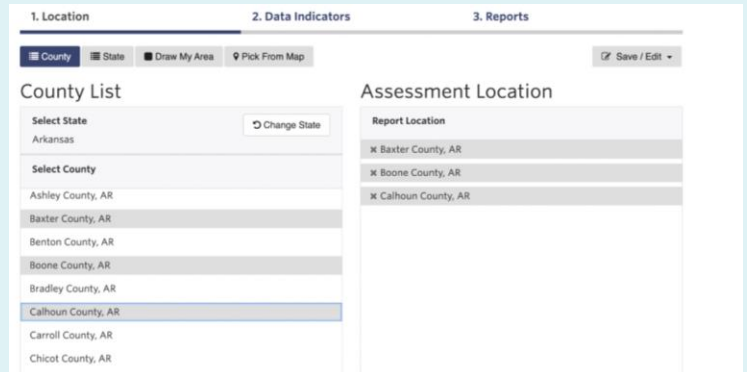
Available at every SparkMap subscription level, the Community Needs Assessment lets you create customized data reports for your area.

## Build Your Community Needs Assessment in 3 Simple Steps

1

### Select Your Location

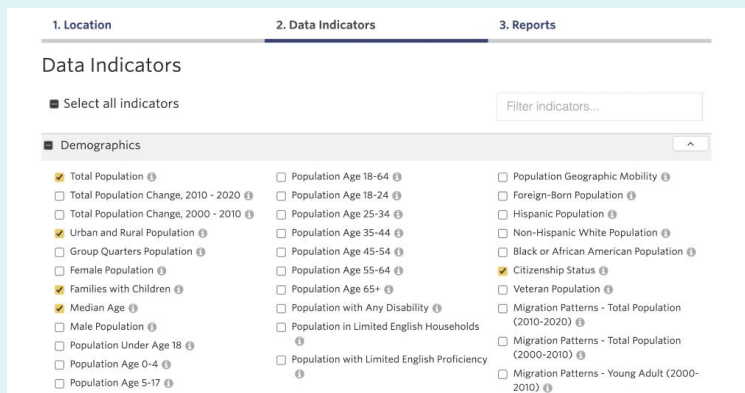
Select multiple locations at a time with a paid SparkMap Subscription. Need a ZIP code-level report? Try a Premium Annual Subscription!



2

### Select Indicators

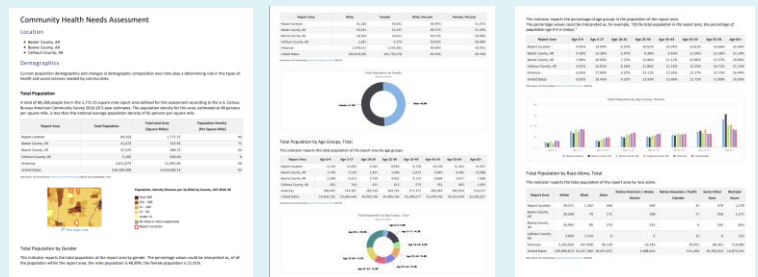
The Community Needs Assessment utilizes 320+ custom-picked, benchmarked indicators.



3

### Download Your Report

The Community Needs Assessment generates a custom downloadable report at the click of a button! Inside your report, easily access data visualizations, data source information, and details on our methodologies.





# SparkMap's Map Room

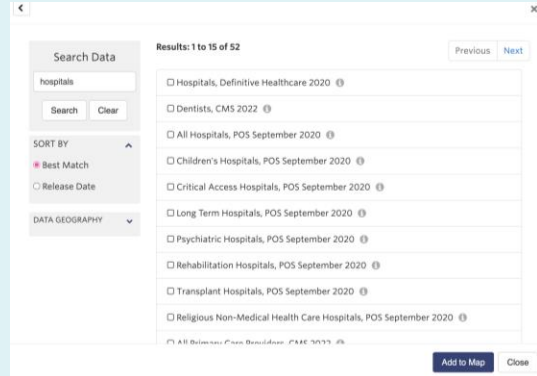
Available at every SparkMap subscription level, the Map Room allows you to tell your story in a geographic context and identify gaps, assets, and trends, at the ZIP code, Census tract, and district level.

## Build Your Map in Three Simple Steps

1

### Select Data

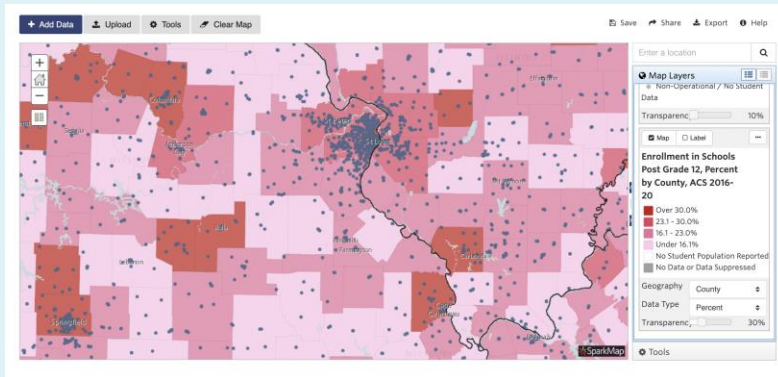
Search our collection of 28,000+ map layers, available at a wide range of geography levels, and add them to your map with the click of a button.



2

### Explore & Share Your Map

Zoom into your location of choice, explore your interactive map, and then quickly download, save, and share maps with your colleagues!



3

### Utilize Special Tools

Get more from your maps using a robust (and free) set of tools, including downloading map data in tabular form. Interested in adding your own data to your maps? Check out our Pro and Premium subscription levels!

